



ALUMNI ASSOCIATION

Blue Angels

Finance and Accounting Report – NFCU Statement & WooCommerce  
11 October 2024



ARMY  
MARINE CORPS  
NAVY  
AIR FORCE  
SPACE FORCE  
COAST GUARD  
VETERANS

Routing Number: 256074974

Sign Out



BLUE ANGELS ASSOC INC  
Member since 2023



Accounts Move Money Cards Statements My MakingCents More



[Give Us Feedback About Your Digital Banking Experience](#)

TOTAL ⓘ

### Accounts



[EDIT ACCOUNTS VIEW](#)



[PRINT](#)

\$29,736.06

### Quick Links



[Start Transfer](#)



[Bill Pay](#)



[Zelle®](#)

### Checking

\$17,721.51



Business Plus Checking - 9551

\$17,721.51

Available Balance

### Savings

\$12,014.55



Mbr Business Savings - 1901

\$12,014.55

Available Balance



24/7 Member Services: 1-888-842-6328 | Routing Number: 256074974



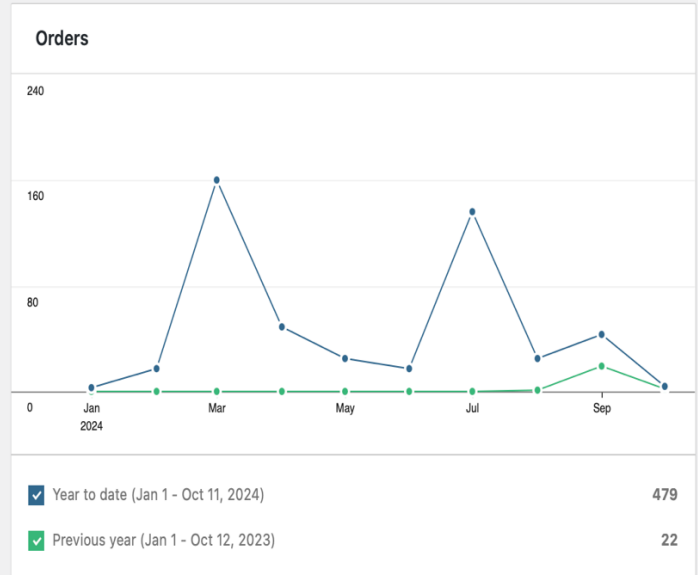
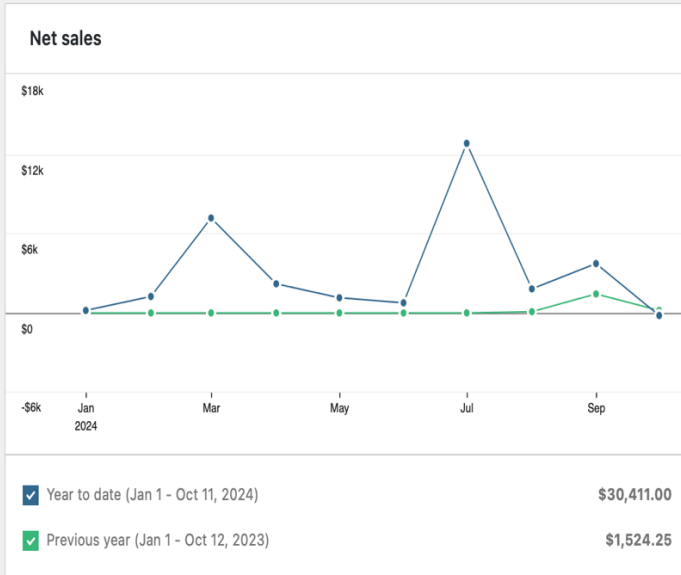
## Finance and Accounting Report – NFCU Statement & WooCommerce 11 October 2024

### Performance

Total sales <b>\$32,825.02</b> <span style="float: right; background-color: #28a745; color: white; padding: 2px 5px;">1636%</span>	Net sales <b>\$30,411.00</b> <span style="float: right; background-color: #28a745; color: white; padding: 2px 5px;">1895%</span>	Orders <b>479</b> <span style="float: right; background-color: #28a745; color: white; padding: 2px 5px;">2077%</span>	Products sold <b>1,093</b> <span style="float: right; background-color: #28a745; color: white; padding: 2px 5px;">2226%</span>
Returns <b>\$1,999.00</b> <span style="float: right; background-color: #28a745; color: white; padding: 2px 5px;">1450%</span>	Total tax <b>\$524.02</b> <span style="float: right; background-color: #28a745; color: white; padding: 2px 5px;">392%</span>	Shipping <b>\$1,890.00</b> <span style="float: right; background-color: #28a745; color: white; padding: 2px 5px;">627%</span>	Variations Sold <b>110</b> <span style="float: right; background-color: #28a745; color: white; padding: 2px 5px;">340%</span>

### Charts

By month ▾ 📈 📊 ⋮



### Leaderboards

#### Top categories - Items sold

Category	Items sold	Net sales
<a href="#">Event</a>	539	\$15,255.00
<a href="#">Accessories</a>	218	\$2,974.00
<a href="#">Membership</a>	213	\$8,520.00
<a href="#">Apparel</a>	123	\$4,512.00

#### Top products - Items sold

Product	Items sold	Net sales
<a href="#">Annual Membership</a>	213	\$8,520.00
<a href="#">Reunion Banquet</a>	158	\$7,900.00
<a href="#">Homecoming Show Reserved Seating - Alumni Friday</a>	73	\$730.00
<a href="#">Homecoming Show Reserved Seating - Alumni Saturday</a>	73	\$730.00
<a href="#">Alumni Association Coin</a>	70	\$840.00

Finance and Accounting Report – NFCU Statement & WooCommerce  
11 October 2024



Blue Angels Alumni Association

Home Cash flow Planner

### Cash flow

Get or send money ▼

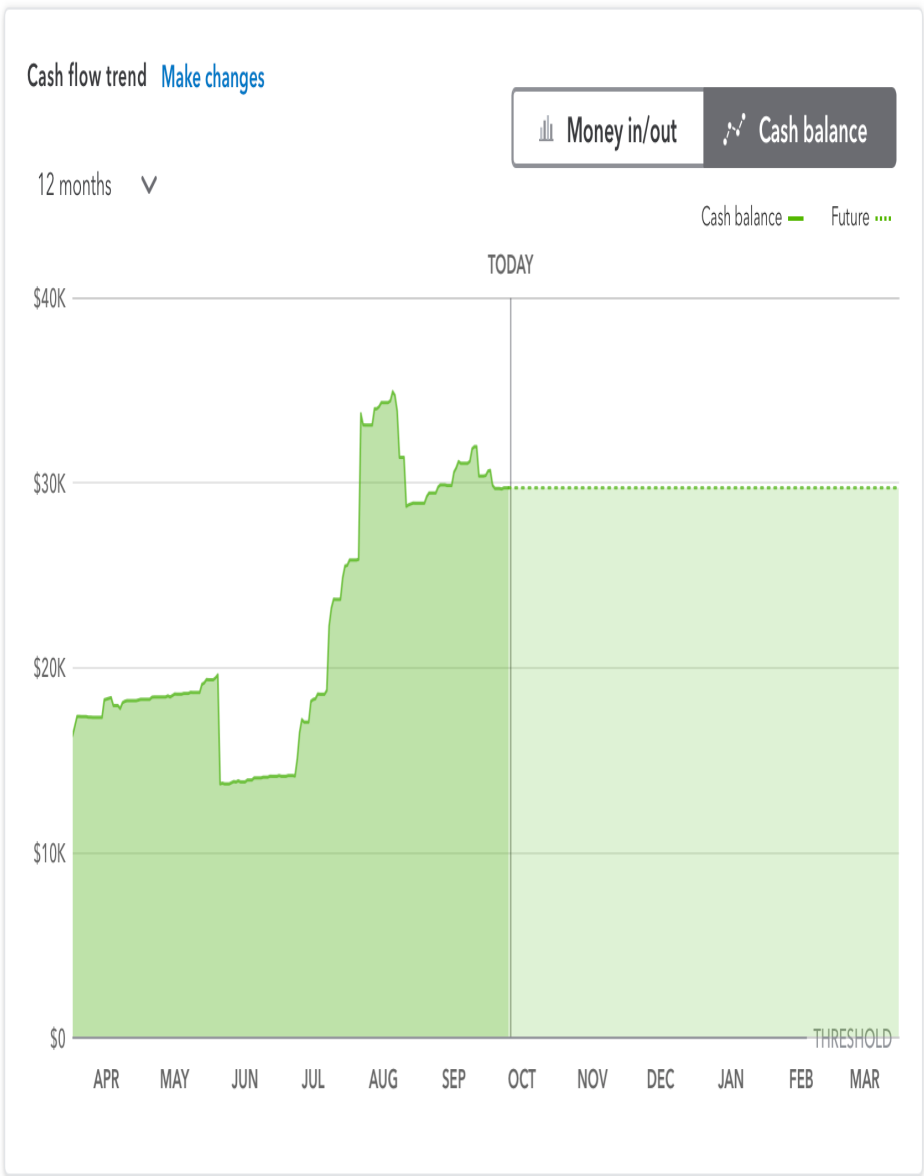
Give feedback

ALL ACCOUNTS

**\$29,741.06**  
Today's cash balance

QUICKBOOKS CHECKING <span>▼</span>	\$0.00
<b>BANK ACCOUNTS <span>^</span></b> <span>\$29,741.06</span>	
<b>Business Plus Checking</b> <span>\$17,721.51</span> Checking & Money Market <small>updated less than a minute ago</small>	
<b>Savings</b> <span>\$12,019.55</span> Savings <small>updated less than a minute ago</small>	

[Link another account](#)



# Blue Angels Alumni Association

## Statement of Financial Position

As of October 11, 2024

	TOTAL
<b>ASSETS</b>	
Current Assets	
Bank Accounts	
Business Plus Checking	26,585.93
Savings	12,014.55
<b>Total Bank Accounts</b>	<b>\$38,600.48</b>
Other Current Assets	
Inventory Asset	1,200.00
Undeposited Funds	0.00
<b>Total Other Current Assets</b>	<b>\$1,200.00</b>
<b>Total Current Assets</b>	<b>\$39,800.48</b>
<b>TOTAL ASSETS</b>	<b>\$39,800.48</b>
<b>LIABILITIES AND EQUITY</b>	
Liabilities	
Current Liabilities	
Other Current Liabilities	
Florida Department of Revenue Payable	0.00
Out Of Scope Agency Payable	0.00
<b>Total Other Current Liabilities</b>	<b>\$0.00</b>
<b>Total Current Liabilities</b>	<b>\$0.00</b>
<b>Total Liabilities</b>	<b>\$0.00</b>
Equity	
Opening Balance Equity	0.00
Prior Period Adjustment	-1,271.73
Unrestricted Net Assets	15,171.58
Net Revenue	25,900.63
<b>Total Equity</b>	<b>\$39,800.48</b>
<b>TOTAL LIABILITIES AND EQUITY</b>	<b>\$39,800.48</b>

# Blue Angels Alumni Association

## Statement of Activity

January 1 - October 11, 2024

	TOTAL
Revenue	
2024 Association Biennial Reunion	-1,077.26
Entertainment	-300.00
Transportation Fees	-400.00
Venue Services	-200.00
<b>Total 2024 Association Biennial Reunion</b>	<b>-1,977.26</b>
BA Foundation Scholarship	7,500.00
Merchandise Sales	35,060.12
Program Income	
Membership Dues	8,520.00
<b>Total Program Income</b>	<b>8,520.00</b>
Services	-100.00
<b>Total Revenue</b>	<b>\$49,002.86</b>
<b>GROSS PROFIT</b>	<b>\$49,002.86</b>
Expenditures	
Bank Charges	72.00
Contract Services	
Accounting Fees	1,000.00
<b>Total Contract Services</b>	<b>1,000.00</b>
Facilities and Equipment	217.39
Merchandise	12,017.35
Operations	
Postage, Mailing Service	1,195.93
Printing and Copying	269.84
Supplies	100.00
Web Services	805.51
<b>Total Operations</b>	<b>2,371.28</b>
Other Types of Expenses	
Insurance - Liability, D and O	866.07
<b>Total Other Types of Expenses</b>	<b>866.07</b>
QuickBooks Payments Fees	550.00
Scholarship	5,000.00
Unapplied Cash Bill Payment Expense	1,010.25
<b>Total Expenditures</b>	<b>\$23,104.34</b>
<b>NET OPERATING REVENUE</b>	<b>\$25,898.52</b>
Other Revenue	
Interest Earned	19.64
<b>Total Other Revenue</b>	<b>\$19.64</b>

# Blue Angels Alumni Association

## Statement of Activity

January 1 - October 11, 2024

	TOTAL
Other Expenditures	
Reconciliation Discrepancies-1	17.53
<b>Total Other Expenditures</b>	<b>\$17.53</b>
NET OTHER REVENUE	<b>\$2.11</b>
NET REVENUE	<b>\$25,900.63</b>