



ALUMNI ASSOCIATION

Blue Angels

Finance and Accounting Report – End of Year 2024
20 January 2025



ARMY
MARINE CORPS
NAVY
AIR FORCE
SPACE FORCE
COAST GUARD
VETERANS

Routing Number: 256074974

Sign Out



BLUE ANGELS ASSOC INC
Member since 2023



Accounts Move Money Cards Statements My MakingCents More



[Give Us Feedback About Your Digital Banking Experience](#)

TOTAL *i*

Accounts



[EDIT ACCOUNTS VIEW](#)



[PRINT](#)

\$20,196.20

Checking

\$8,174.09



Business Plus Checking - 9551

\$8,174.09

Available Balance

Savings

\$12,022.11



Mbr Business Savings - 1901

\$12,022.11

Available Balance

Quick Links



Start Transfer



Bill Pay



Zelle®



24/7 Member Services: 1-888-842-6328 | Routing Number: 256074974

Finance and Accounting Report – End of Year 2024
20 January 2025



Blue Angels Alumni Association

Home Cash flow Planner

Cash flow

Get or send money ▾

 Give feedback


ALL ACCOUNTS

\$20,205.91

Today's cash balance

QUICKBOOKS CHECKING ▾ \$0.00

BANK ACCOUNTS ^ \$20,205.91

 **Business Plus Checking** \$8,178.80
Checking & Money Market updated less than a minute ago

 **Savings** \$12,027.11
Savings updated less than a minute ago

[Link another account](#)

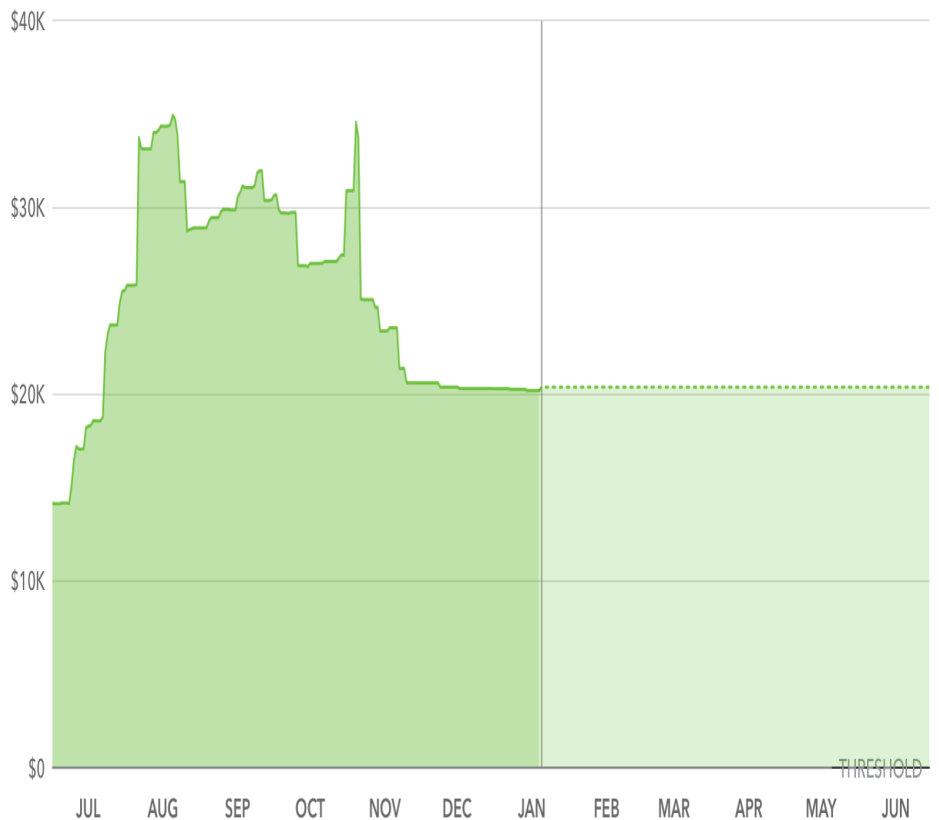
Cash flow trend [Make changes](#)

 Money in/out

 Cash balance

12 months ▾

Cash balance — Future ...





ALUMNI ASSOCIATION

Blue Angels

Finance and Accounting Report – End of Year 2024 20 January 2025

Date range:

Last year (Jan 1 - Dec 31, 2024)
vs. Previous year (Jan 1 - Dec 31, 2023)

Performance

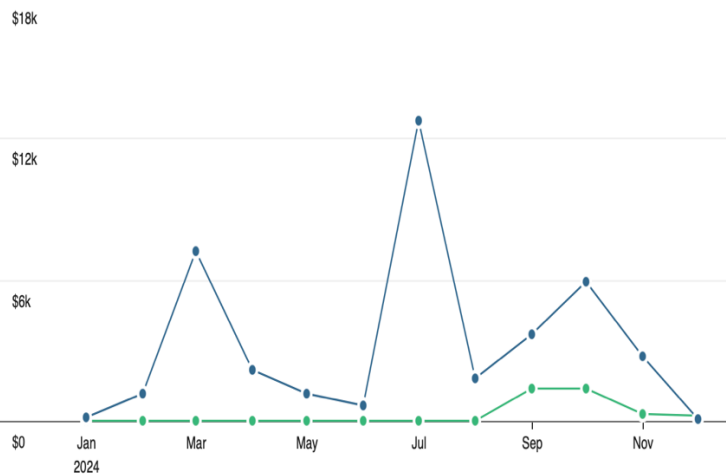
| | | | |
|---|--|---|--|
| Total sales \$41,985.30 921% | Net sales \$39,370.00 1132% | Orders 572 1022% | Products sold 1,374 1084% |
| Returns \$2,028.00 1472% | Total tax \$545.30 144% | Shipping \$2,070.00 198% | Variations Sold 206 203% |

Charts

By month

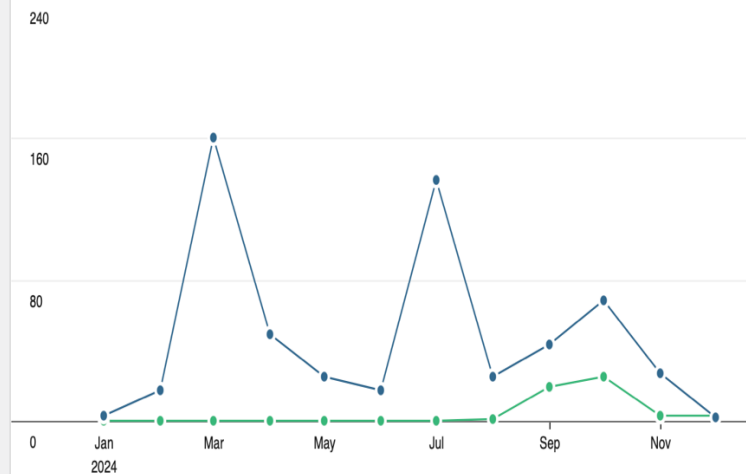


Net sales



| | |
|--|--------------------|
| <input checked="" type="checkbox"/> Last year (Jan 1 - Dec 31, 2024) | \$39,370.00 |
| <input checked="" type="checkbox"/> Previous year (Jan 1 - Dec 31, 2023) | \$3,195.25 |

Orders



| | |
|--|------------|
| <input checked="" type="checkbox"/> Last year (Jan 1 - Dec 31, 2024) | 572 |
| <input checked="" type="checkbox"/> Previous year (Jan 1 - Dec 31, 2023) | 51 |

Blue Angels Alumni Association

Statement of Financial Position

As of December 31, 2024

| | TOTAL |
|--|--------------------|
| ASSETS | |
| Current Assets | |
| Bank Accounts | |
| Business Plus Checking | 17,301.42 |
| Savings | 12,022.11 |
| Total Bank Accounts | \$29,323.53 |
| Other Current Assets | |
| Inventory Asset | 1,200.00 |
| Undeposited Funds | 0.00 |
| Total Other Current Assets | \$1,200.00 |
| Total Current Assets | \$30,523.53 |
| TOTAL ASSETS | \$30,523.53 |
| LIABILITIES AND EQUITY | |
| Liabilities | |
| Current Liabilities | |
| Other Current Liabilities | |
| Florida Department of Revenue Payable | 0.00 |
| Out Of Scope Agency Payable | 0.00 |
| Total Other Current Liabilities | \$0.00 |
| Total Current Liabilities | \$0.00 |
| Total Liabilities | \$0.00 |
| Equity | |
| Opening Balance Equity | 0.00 |
| Prior Period Adjustment | -1,271.73 |
| Unrestricted Net Assets | 15,171.58 |
| Net Revenue | 16,623.68 |
| Total Equity | \$30,523.53 |
| TOTAL LIABILITIES AND EQUITY | \$30,523.53 |

Blue Angels Alumni Association

Statement of Activity

January - December 2024

| | TOTAL |
|--|--------------------|
| Revenue | |
| 2024 Association Biennial Reunion | -1,077.26 |
| Entertainment | -9,340.75 |
| Transportation Fees | -5,340.00 |
| Venue Services | -235.00 |
| Total 2024 Association Biennial Reunion | -15,993.01 |
| BA Foundation Scholarship | 7,500.00 |
| Merchandise Sales | 48,122.40 |
| Program Income | |
| Membership Dues | 8,680.00 |
| Total Program Income | 8,680.00 |
| Services | -100.00 |
| Total Revenue | \$48,209.39 |
| GROSS PROFIT | \$48,209.39 |
| Expenditures | |
| Bank Charges | 96.00 |
| Contract Services | |
| Accounting Fees | 3,868.75 |
| Total Contract Services | 3,868.75 |
| Facilities and Equipment | 217.39 |
| Merchandise | 14,032.98 |
| Operations | |
| Postage, Mailing Service | 1,512.29 |
| Printing and Copying | 269.84 |
| Supplies | 173.57 |
| Web Services | 1,303.55 |
| Total Operations | 3,259.25 |
| Other Types of Expenses | |
| Insurance - Liability, D and O | 866.07 |
| Total Other Types of Expenses | 866.07 |
| QuickBooks Payments Fees | 745.00 |
| Scholarship | 7,500.00 |
| Unapplied Cash Bill Payment Expense | 1,010.25 |
| Total Expenditures | \$31,595.69 |
| NET OPERATING REVENUE | \$16,613.70 |
| Other Revenue | |
| Interest Earned | 27.51 |
| Total Other Revenue | \$27.51 |

Blue Angels Alumni Association

Statement of Activity

January - December 2024

| | TOTAL |
|---------------------------------|--------------------|
| Other Expenditures | |
| Reconciliation Discrepancies-1 | 17.53 |
| Total Other Expenditures | \$17.53 |
| NET OTHER REVENUE | \$9.98 |
| NET REVENUE | \$16,623.68 |