



ALUMNI ASSOCIATION

Blue Angels

Finance and Accounting Report – 4th Quarter 2025
16 October 2025



ARMY
MARINE CORPS
NAVY
AIR FORCE
SPACE FORCE
COAST GUARD
VETERANS

Routing Number: 256074974

Sign Out



BLUE ANGELS ASSOC INC
Member since 2023



Accounts Move Money Cards Statements My MakingCents More ▾

TOTAL ⓘ

Accounts



[EDIT ACCOUNTS VIEW](#)



[PRINT](#)

\$16,141.06

Quick Links

[Start Transfer](#)

[Bill Pay](#)

[Zelle®](#)

Checking

\$4,125.45



Business Plus Checking - 9551

\$4,125.45

Available Balance

Savings

\$12,015.61



Mbr Business Savings - 1901

\$12,015.61

Available Balance



ALUMNI ASSOCIATION

Blue Angels

Finance and Accounting Report – 4th Quarter 2025
16 October 2025

PROFIT & LOSS

Last month ▾

Net profit for September

\$9,969 ⓘ 100%

↑ Up 41175% from prior month

\$10,081

Income



\$112

Expenses



[See profit and loss report](#)



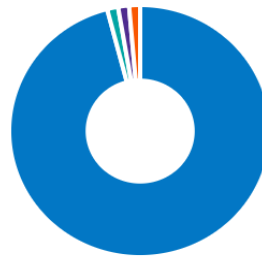
EXPENSES

Last 30 days ▾

Spending for last 30 days

\$8,122 ⓘ 100%

↑ Up 7136% from prior 30 days



- 2025 Blue Angels Alu...
- QuickBooks Payment...
- Operations
- Bank Charges

[View all spending](#)



CASH FLOW TREND

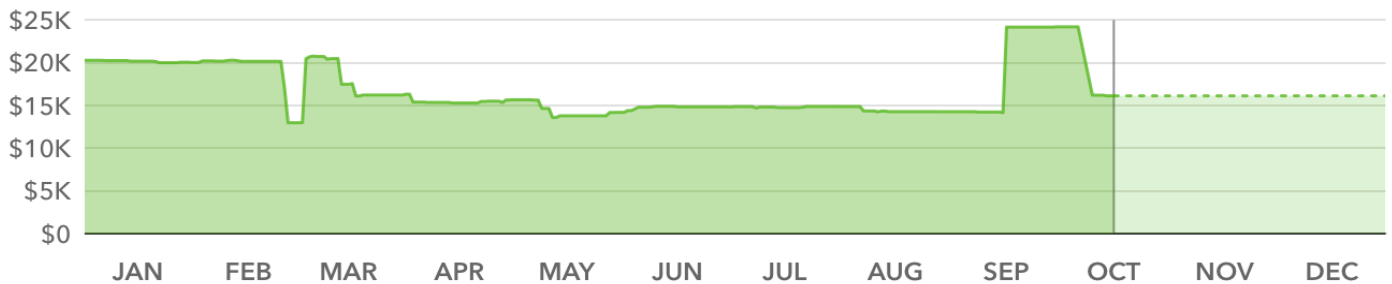
Cash balance — Future - - - -

Money in/out

Cash balance

\$16,146 →

12 months ▾





ALUMNI ASSOCIATION

Blue Angels

Finance and Accounting Report – 4th Quarter 2025

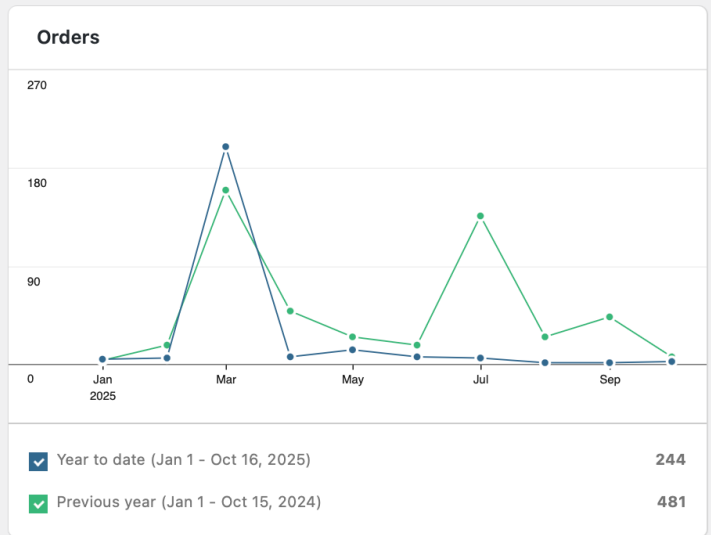
16 October 2025

Performance

Total sales \$11,696.00 -65%	Net sales \$11,111.00 -64%	Orders 244 -49%	Products sold 344 -69%
Returns \$190.00 -90%	Total tax \$0.00 -100%	Shipping \$585.00 -69%	Variations Sold 34 -69%

Charts

By month ▼



Leaderboards

Top categories - Items sold

Category	Items sold	Net sales
Membership	203	\$8,000.00
Accessories	97	\$1,901.00
Apparel	44	\$1,400.00

Top products - Items sold

Product	Items sold	Net sales
Annual Membership	203	\$8,000.00
Alumni Association Lapel Pin	35	\$350.00
Alumni Association Coin	28	\$336.00
Polo Shirt - Men	13	\$377.00
T-Shirt	11	\$275.00

Statement of Activity
Blue Angels Alumni Association
 January 1-October 16, 2025

DISTRIBUTION ACCOUNT	TOTAL
Income	
Merchandise Sales	21,354.02
Program Income	
Membership Dues	8,000.00
Total for Program Income	\$8,000.00
Services	80.04
Total for Income	\$29,434.06
<hr/>	
Cost of Goods Sold	
Gross Profit	\$29,434.06
<hr/>	
Expenses	
2024 Association Biennial Reunion	
Transportation Fees	80.00
Total for 2024 Association Biennial Reunion	\$80.00
2025 Blue Angels Alumni Scholarship	8,000.00
Advertising & Marketing	155.05
Bank Charges	72.00
Business Expenses	156.35
Contract Services	
Accounting Fees	2,516.25
Total for Contract Services	\$2,516.25
Facilities and Equipment	
Rent, Parking, Utilities	1,414.19
Total for Facilities and Equipment	\$1,414.19
Merchandise	8,224.01
Operations	
Postage, Mailing Service	274.06
Web Services	560.47
Total for Operations	\$834.53
Other Types of Expenses	
Insurance - Liability, D and O	1,475.43
Total for Other Types of Expenses	\$1,475.43
QuickBooks Payments Fees	660.00
Unapplied Cash Bill Payment Expense	2,028.16
Total for Expenses	\$25,615.97
Net Operating Income	\$3,818.09
<hr/>	
Other Income	
Interest Earned	23.86
Total for Other Income	\$23.86

Statement of Activity

Blue Angels Alumni Association

January 1-October 16, 2025

DISTRIBUTION ACCOUNT	TOTAL
Other Expenses	
Reconciliation Discrepancies-1	-12.53
Total for Other Expenses	-\$12.53
Net Other Income	\$36.39
Net Income	\$3,854.48

Statement of Financial Position

Blue Angels Alumni Association

As of October 16, 2025

DISTRIBUTION ACCOUNT	TOTAL
Assets	
Current Assets	
Bank Accounts	
Business Plus Checking	21,162.40
Savings	12,015.61
Total for Bank Accounts	\$33,178.01
Accounts Receivable	
Accounts Receivable	1,672.00
Total for Accounts Receivable	\$1,672.00
Other Current Assets	
Inventory Asset	1,200.00
Undeposited Funds	0.00
Total for Other Current Assets	\$1,200.00
Total for Current Assets	\$36,050.01
Fixed Assets	
Other Assets	
Total for Assets	\$36,050.01
Liabilities and Equity	
Liabilities	
Current Liabilities	
Accounts Payable	
Accounts Payable	8.25
Total for Accounts Payable	\$8.25
Credit Cards	
Other Current Liabilities	
Florida Department of Revenue Payable	0.00
Out Of Scope Agency Payable	0.00
Total for Other Current Liabilities	\$0.00
Total for Current Liabilities	\$8.25
Long-term Liabilities	
Total for Liabilities	\$8.25
Equity	
Opening Balance Equity	0.00
Prior Period Adjustment	1,663.75
Unrestricted Net Assets	30,523.53
Net Income	3,854.48
Total for Equity	\$36,041.76
Total for Liabilities and Equity	\$36,050.01